

Incites Journal Citation Reports

2017 Data特色 與新界面介紹

InCites JCR-2017 Data Release 特色說明

- 期刊影響指數(**Journal Impact Factor, JIF**)數值計算納入**Book Citation Index(BKCI)**引用數據，更為全面。
- 期刊資訊檔案(**Journal Profile**)除了原有的期刊基本資料、**Source Data**等資訊外，新增多項**JIF**等數值計算基礎之原始文獻相關資訊，並可與**Web of Science**串接：
 1. **Journal Impact Factor Trend & Citation Distribution**：瞭解期刊影響力趨勢與引用分佈概況。
 2. **Journal Impact Factor Contributing Items**：瞭解**JIF**值計算基礎相關之原始文獻，並可連結至**Web of Science**看原始文獻。
 3. **Contributions by Country/Region & Organization**：瞭解期刊引用之來源國家/地區與組織分佈概況。
- 採用新的視覺化設計界面，使用更為直觀與方便。

InCites JCR-2017 Data Release 特色說明

- 涵蓋大量專業期刊資源：包含科學與社會科學來自234個學科領域、80個國家之11,655本期刊。
- 新增276本期刊。
- 2017 JCR期刊表現總覽：
 - 整體期刊之Impact Factor值(JIF)增加10%。
 - 64%之JCR收錄期刊其Impact Factor值(JIF)為增加。
 - 87%之JCR領域主題其總合Impact Factor值(Aggregate JIF)為增加。
 - 43%之SCIE收錄期刊、34%之SSCI收錄期刊屬於跨學科領域期刊。

InCites JCR-2017 Data Release 特色說明

- 2017 JCR期刊Top表現：
 - Average JIF Percentile最高之期刊：*Quarterly Journal of Economics* (99.858)。
 - 出版量最高之期刊：*Scientific Reports* (共發行24,809篇)。
 - 總引用次數超過50萬次之期刊：*Nature, Science, Proceedings of the National Academy of Sciences of the United States of America, PLoS One, Journal of the American Chemical Society*。
 - JIF值增幅最多之期刊：*CA-A Cancer Journal for Clinicians* (由187.040增為244.585)。


InCites JCR

新界面使用說明

1. 入口界面

Web of Science InCites Journal Citation Reports Essential Science Indicators EndNote Publons


jean@sris.com.tw Help English

InCites Journal Citation Reports 


Welcome to Journal Citation Reports

Search a journal title or select an option to get started

Enter a journal name


new england 

利用期刊名稱檢索，並設有自動待選名稱列出




Browse by Journal

NEW ENGLAND JOURNAL OF MEDICINE
NEW ENGLAND ECONOMIC REVIEW



Browse by Category



Custom Reports

依照期刊名稱瀏覽

依照學科領域瀏覽

依照儲存的自訂資料瀏覽

Clarivate

© 2018 Clarivate Copyright notice Terms of use Privacy statement Cookie policy

Master Search

Search Journals



1 - 1 of 1

Full Journal Title ▾	JCR Abbreviated Title	ISSN	eISSN	Edition	JCR Coverage Years
NEW ENGLAND JOURNAL OF MEDICINE	NEW ENGL J MED	0028-4793	1533-4406	SCIE	1997, 1998, 1999, 2000, 2001, 2002, 2003, 2004, 2005, 2006, 2007, 2008, 2009, 2010, 2011, 2012, 2013, 2014, 2015, 2016, 2017

顯示期刊
基本資訊

顯示JCR收
錄所屬專輯

顯示JCR總
收錄年代

2. 期刊資訊檔案 (Journal Profile)

除了原有的期刊基本資料、Source Data等資訊外，2017 JCR Data 新增了JIF等數值計算基礎之原始文獻資訊：

1. Journal Impact Factor Trend & Citation Distribution
2. Journal Impact Factor contributing items
3. Contributions by country/region & Organization

1. 期刊基本資料

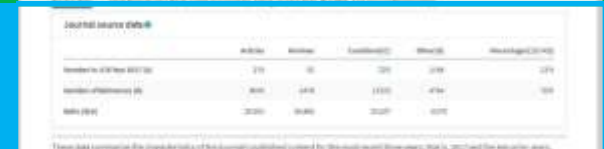


2. 期刊影響因子與引用分佈趨勢圖

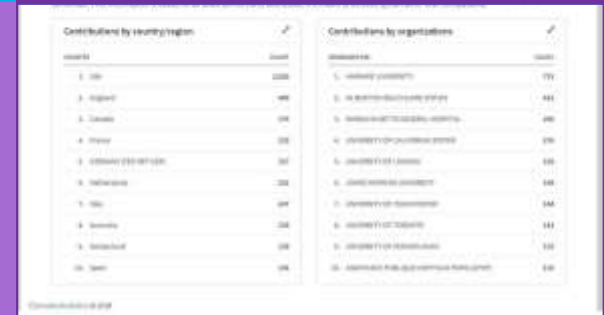
3. 期刊影響因子計算之原始引用文獻文章(可與Web of Science連結)



4. Source Data 計算被引用的數據資料



5. 期刊影響因子計算(近三年)引用文獻之地區/國家與機構分佈概覽



2.1-2.2 期刊資訊與引用趨勢

期刊基本資料

NEW ENGLAND JOURNAL OF MEDICINE

ISSN: 0028-4793
eISSN: 0028-4793

MASSACHUSETTS MEDICAL SOC
WALTHAM WOODS CENTER, 860 WINTER ST., WALTHAM, USAMA 02451-1413
UNITED STATES

[Go to Journal Table of Contents](#)

TITLES
ISO: N. Engl. J. Med.
JCR Abbrev: NEW ENGL J MED

LANGUAGES
English

CATEGORIES
MEDICINE, GENERAL & INTERNAL - SCIE

PUBLICATION FREQUENCY
52 issues/year

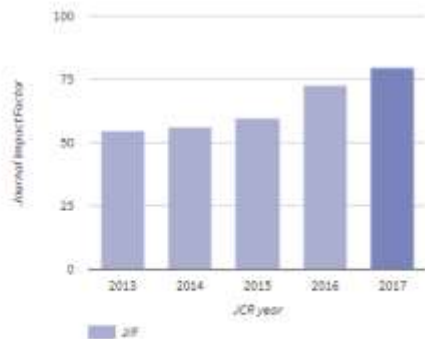
Current year All years

The data in the two graphs below and in the Journal Impact Factor calculation panels represent citation activity in 2017 to items published in the journal in the prior two years. They detail the components of the Journal Impact Factor. Use the "All Years" tab to access key metrics and additional data for the current year and all prior years for this journal.

Journal Impact Factor Trend

79.258

2017 Journal Impact Factor



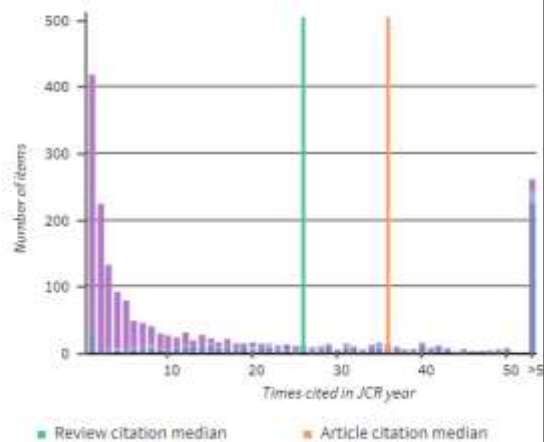
歷年Impact Factor趨勢圖

Citation distribution

36

26

Article citation median Review citation median



Citation Distribution :
提供影響因子的引用情況。

- (1) 顯示文章和評論的引用中位數
- (2) 展開圖表時，可看到Article、Review和其他非可引用項目（如letter）

期刊影響因子與引用趨勢圖

2.3 期刊影響因子計算公式與原始引用文獻

Journal Impact Factor Calculation

$$\text{2017 Journal Impact Factor} = \frac{53103}{670} = 79.258$$

How is Journal Impact Factor Calculated?

$$\text{JIF} = \frac{\text{Citations in 2017 to items published in 2015 (32543) + 2016 (20560)}}{\text{Number of citable items in 2015 (342) + 2016 (328)}} = \frac{53103}{670}$$

Journal Impact Factor contributing items

[Show all](#)

Citable items in 2016 and 2015 (670) Citations in 2017 (53,103)

TITLE	CITATIONS COUNTED TOWARDS JIF
Nivolumab versus Docetaxel in Advanced Nonsquamous Non-Small-Cell Lung Cancer	872
By: Borghaei, H.; Paz-Ares, L.; Horn, L.; Spigel, D. R.; Steins, M.; et al. Volume: 373 Page: 1627-1639 Accession number: WOS:000363317800008 Document Type:Article	
Combined Nivolumab and Ipilimumab or Monotherapy in Untreated Melanoma	864
By: Larkin, J.; Chiarion-Sileni, V.; Gonzalez, R.; Grob, J. J.; Cowey, C. L.; et al. Volume: 373 Page: 23-34 Accession number: WOS:000357218700005 Document Type:Article	
Nivolumab versus Docetaxel in Advanced Squamous-Cell Non-Small-Cell Lung Cancer	862
By: Brahmer, Julie; Reckamp, Karen L.; Baas, Paul; Crino, Lucio; Eberhardt, Wilfried E. E.; et al. Volume: 373 Page: 123-135 Accession number: WOS:000357598600005 Document Type:Article	
Empagliflozin, Cardiovascular Outcomes, and Mortality in Type 2 Diabetes	706
By: Zinman, Bernard; Wanner, Christoph; Lachin, John M.; Fitchett, David; Bluhmki, Erich; et al. Volume: 373 Page: 2117-2128 Accession number: WOS:000365354800006 Document Type:Article	
Pembrolizumab versus Ipilimumab in Advanced Melanoma	624
By: Robert, Caroline; Schachter, Jacob; Long, Georgina V.; Arance, Ana; Grob, Jean Jacques; et al. Volume: 372 Page: 2521-2532 Accession number: WOS:000356788200008 Document Type:Article	

期刊影響因子
計算之原始數
據引用文獻，
凡Web of
Science訂戶皆
可點選連結至
原始文獻。

2017年JIF計算納入 Book Citation Index(BKCI) 引用數據評估

Journal Impact Factor contributing items

[Show all](#)[Citable items in 2016 and 2015 \(670\)](#)[Citations in 2017 \(53,103\)](#)

TITLE	CITATIONS COUNTED TOWARDS JIF
Nivolumab versus Docetaxel in Advanced Nonsquamous Non-Small-Cell Lung Cancer	872
By: Borghaei, H.; Paz-Ares, L.; Horn, L.; Spigel, D. R.; Steins, M.; et al. Volume: 373 Page: 1627-1639 Accession number: WOS:000363317800008 Document Type:Article	
Combined Nivolumab and Ipilimumab or Monotherapy in Untreated Melanoma	864
By: Larkin, J.; Chiarion-Sileni, V.; Gonzalez, R.; Grob, J. J.; Cowey, C. L.; et al. Volume: 373 Page: 23-34 Accession number: WOS:000357218700005 Document Type:Article	
Nivolumab versus Docetaxel in Advanced Squamous-Cell Non-Small-Cell Lung Cancer	862
By: Brahmer, Julie; Reckamp, Karen L.; Baas, Paul; Crino, Lucio; Eberhardt, Wilfrid Volume: 373 Page: 123-135 Accession number: WOS:000357598600005 Document Type:Article	
Empagliflozin, Cardiovascular Outcomes, and Mortality in Type 2 Diabetes Mellitus	852
By: Zinman, Bernard; Wanner, Christoph; Lachin, John M.; Fitchett, David; Bluhmki, Alexander Volume: 373 Page: 2117-2128 Accession number: WOS:000365354800000 Document Type:Article	
Pembrolizumab versus Ipilimumab in Advanced Melanoma	852
By: Robert, Caroline; Schachter, Jacob; Long, Georgina V.; Arance, Ana; Grob, Jean-Charles Volume: 372 Page: 2521-2532 Accession number: WOS:000356788200000 Document Type:Article	

JIF Contributing items :

顯示該期刊JIF計算基礎之Web of Science引用文獻與被引用文獻其前5個貢獻項目。

(1)被引用文獻：依照降冪排序被引用最多的總出版項目

(2)引用文獻：顯示影響排名的前五大期刊，以及各期刊的引文數量。

Journal Impact Factor contributing items

[Show all](#)[Citable items in 2016 and 2015 \(670\)](#)[Citations in 2017 \(53,103\)](#)

CITING TITLE	CITATIONS COUNTED TOWARDS JIF
ONCOTARGET	885
PLOS ONE	641
SCIENTIFIC REPORTS	488
NEW ENGLAND JOURNAL OF MEDICINE	483
ANNALS OF ONCOLOGY	372

2.4 Source Data : 計算被引用的數據資料

Source data

Click here to view Rank, Cited Journal Data, Citing Journal Data, Box Plot, and Journal Relationships

Journal source data ⓘ					
	Articles	Reviews	Combined(C)	Other(O)	Percentage(C/(C+O))
Number in JCR Year 2017 (A)	274	52	326	1168	21%
Number of References (B)	8045	3478	11523	4764	70%
Ratio (B/A)	29.361	66.885	35.347	4.079	

計算被引用的數據資料，點選連結可取得Rank, Cited Journal Data, Citing Journal Data, Box Plot, and Journal Relationships等資訊。

Key Indicators													
Year	Total Cites	Journal Impact Factor	Without Journal Self-Cite	5 Year Impact Factor	Immediate Index	Citable Items	Cited Half-Life	Citing Half-Life	Eigenfact Score	Article Influence Score	% Articles in Citable Items	Normalized Eigenfact	Average JIF Percentile
2017	332.8	79.254	79.577	67.512	15.737	326	8.5	4.8	0.78	28.423	94.05	91.8	99.675
2016	315.1	72.401	71.099	64.201	16.637	326	8.2	4.7	0.89	27.775	95.96	93.3	99.677
2015	283.8	69.559	59.912	61.170	20.810	342	8.3	5.0	0.68	25.710	97.43	77.7	99.677
2014	268.8	65.073	55.192	54.290	13.844	363	8.4	5.1	0.67	24.284	99.89	79.7	99.675
2013	267.4	54.420	53.692	52.426	14.747	349	8.2	4.7	0.65	22.412	99.37	72.5	99.679
2012	245.6	51.958	50.905	51.607	12.667	360	8.0	5.0	0.65	21.642	98.89	Not A.	99.677
2011	232.8	52.099	52.814	53.075	11.464	349	7.6	4.8	0.66	21.304	98.83	Not A.	99.677
2010	227.8	63.486	52.774	52.263	10.670	345	7.5	4.7	0.68	21.349	99.80	Not A.	99.673
2009	216.7	47.050	46.403	51.410	14.557	352	7.5	4.5	0.67	19.668	90.91	Not A.	99.624
2008	206.7	50.017	48.212	48.915	12.225	356	7.3	4.4	0.68	18.703	88.70	Not A.	99.633
2007	186.4	62.589	51.667	45.841	11.862	343	7.0	4.8	0.69	17.804	90.30	Not A.	99.009
2006	177.5	61.296	58.448	Not A.	12.743	303	6.6	4.7	Not A.	Not A.	85.81	Not A.	99.616
2005	167.8	44.010	43.121	Not A.	13.422	308	6.6	4.6	Not A.	Not A.	84.74	Not A.	99.524
2004	159.4	39.570	37.841	Not A.	10.479	316	6.8	4.6	Not A.	Not A.	81.65	Not A.	99.516
2003	152.7	34.833	34.083	Not A.	11.719	366	7.1	4.8	Not A.	Not A.	93.68	Not A.	99.513
2002	143.1	31.736	31.073	Not A.	8.138	378	7.2	4.8	Not A.	Not A.	88.10	Not A.	99.531

Journal Source Data ⓘ					
	Articles	Reviews	Combined (C)	Other (O)	Percentage (C/(C+O))
Number in JCR Year 2017...	274	52	326	1,168	21%
Number of References (B)	8,045	3,478	11,523	4,764	70%
Ratio (B/A)	29.4	66.2	35.3	4.1	

2.5 JIF計算引用文獻之地區/國家與機構分佈

Contributions by country/region

COUNTRY	COUNT
1. USA	2,920
2. England	489
3. Canada	376
4. France	333
5. GERMANY (FED REP GER)	317
6. Netherlands	251
7. Italy	247
8. Australia	239
9. Switzerland	159
10. Spain	156

Contributions by organizations

ORGANIZATION	COUNT
1. HARVARD UNIVERSITY	751
2. VA BOSTON HEALTHCARE SYSTEM	412
3. MASSACHUSETTS GENERAL HOSPITAL	296
4. UNIVERSITY OF CALIFORNIA SYSTEM	276
5. UNIVERSITY OF LONDON	169
6. JOHNS HOPKINS UNIVERSITY	168
7. UNIVERSITY OF TEXAS SYSTEM	144
8. UNIVERSITY OF TORONTO	141
9. UNIVERSITY OF PENNSYLVANIA	135
10. ASSISTANCE PUBLIQUE HOPITAUX PARIS (APHP)	116

Contributions by country/Region and by Organizations :
 引用計算基礎文獻之來源地區/國家與組織概況，有助於評估期刊的內容和價值，瞭解該期刊的內容來源，是否具有國際影響力或達到特定市場等概況資訊。



碩睿資訊有限公司

Shou Ray Information Service Corporation Ltd.

Website: <http://www.sris.com.tw>

Tel: (02)8226-8587 / Fax: (02)8226-5022